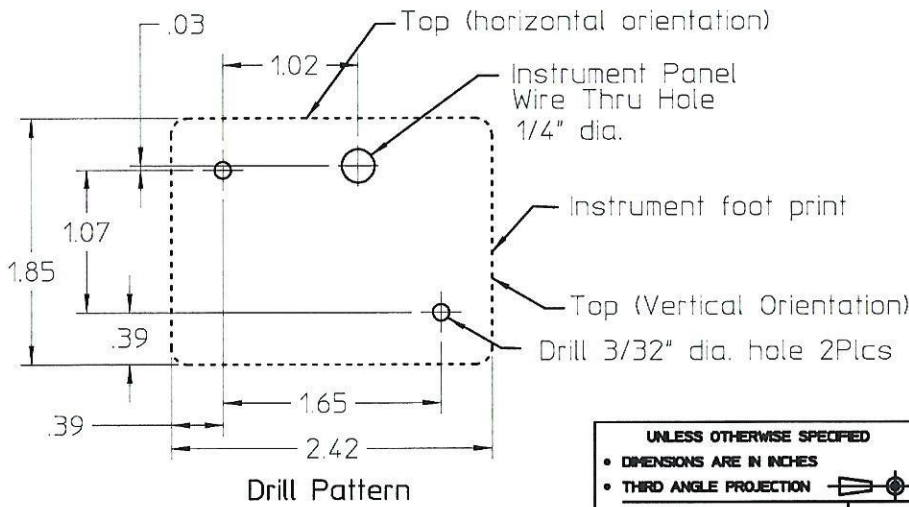
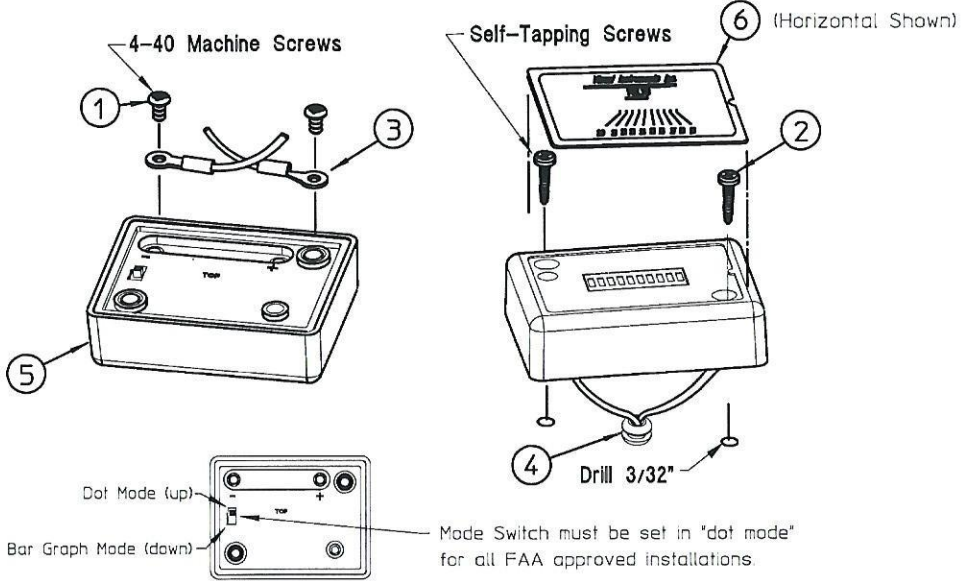
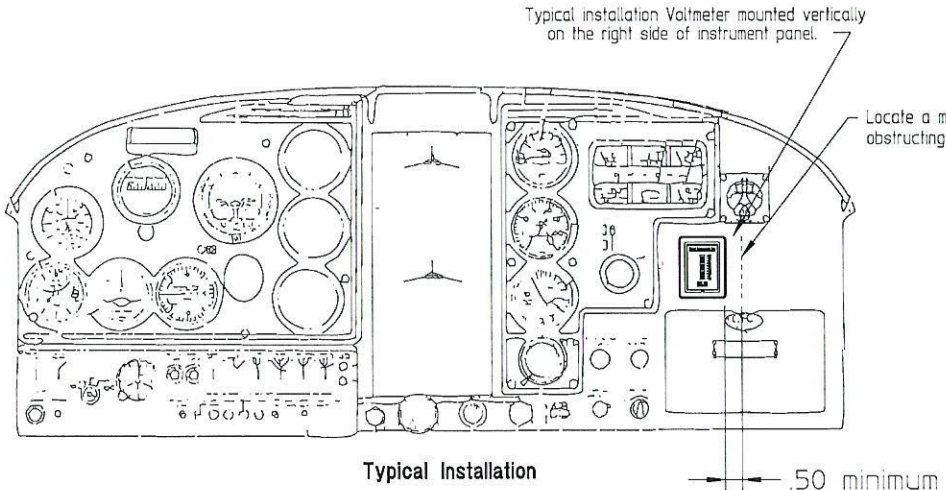


B-2000-0165-1

SYN	REVISIONS	APPROVED	DATE
A	Released for Production	SAM	11/8/02



ITEM	QTY.	PART/MATERIAL-DESCRIPTION	Visual Part Number	Control Drawing Number
6	1	24V Label Set	2000-0175	B-2000-0175-1
5	1	Instrument Assembly	2000-2650	B-2000-2650-1
4	1	Grommet 5/32ID X 3/8od for .250 dia hole	2000-5001	B-2000-5001-1
3	2	Ring Terminal #4	2000-5002	B-2000-5002-1
2	2	Tapping Screw 4X.75 sms phil 18-8 SS pan	2000-5003	B-2000-5003-1
1	2	4-40 Machine screws 1/4" pan Posi SS	2000-5004	B-2000-5004-1

THIS DOCUMENT CONTAINS CONFIDENTIAL, PROPRIETARY INFORMATION THAT IS VISUAL INSTRUMENTS (VI) PROPERTY. DO NOT DISCLOSE TO OR DUPLICATE FOR OTHERS EXCEPT AS AUTHORIZED BY VI.

UNLESS OTHERWISE SPECIFIED  
 • DIMENSIONS ARE IN INCHES  
 • THIRD ANGLE PROJECTION  
 • TOLERANCES  
 .XX±.02  
 .XXX±.005  
 DO NOT SCALE THIS DRAWING

STRIKE OUT OR FILL IN AS NEEDED

Steve Mahoney DRAWN BY	03/07/96 DATE	<b>24V Voltmeter Installation</b>	<i>Visual Instruments Inc</i>	
Steve Mahoney ENGINEER/CHECKER	03/07/96		PART NUMBER 2000-0165	
RELEASE TO PROD.		TITLE		
'2000-0165_revA.mi FILE		X .75 SCALE	1 SHEET	2 OF
		<b>B-2000-0165-1</b>		